


Three Section Couch

Our three section couch is solid in construction and guarantees durability with a long lifespan in demanding healthcare environments.



Key Features

Available with hydraulic or electric height adjustment to ensure the perfect low-entry height for patients and the ideal treatment height for clinicians, reducing back care issues.

- Easy to clean antimicrobial vinyl to aid infection control
- Paper roll holder supplied as standard
- Retractable castors to allow easy movement of couch when unoccupied
- Gas spring assisted backrest and legrest
-  Electric version 41 stone/260kg
Hydraulic version 35 stone/225kg



Dimensions

Both Models

Width **630mm**
Seat/Main Section Width **630mm**
Depth **1650mm**

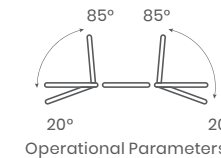
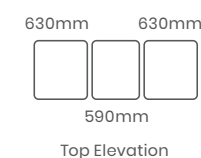
Seat/Main Section Depth **590mm**
Seat Height **460–910mm**
Reclined Depth **1850mm**

Colour Options

Available in a choice of colours, see Couch range on page 209.



Additional Dimensions



Ordering Information

When ordering, quote the product code and add the colour as a suffix, i.e. (Code)**Mid Blue**.

Code	Description
BE3020	3-Section couch, hydraulic, with paper roll holder
BE3025	3-Section couch, electric, with paper roll holder

Accessories – Please see page 185 for a full range of accessories

CA5062	Breathe hole
BE3304	Cot sides, white
BE3305	Foot Switch, single
BE3306	Electric backrest
BE3307	Foot switch, double
BE3314	Phlebotomy armrests (pair)