

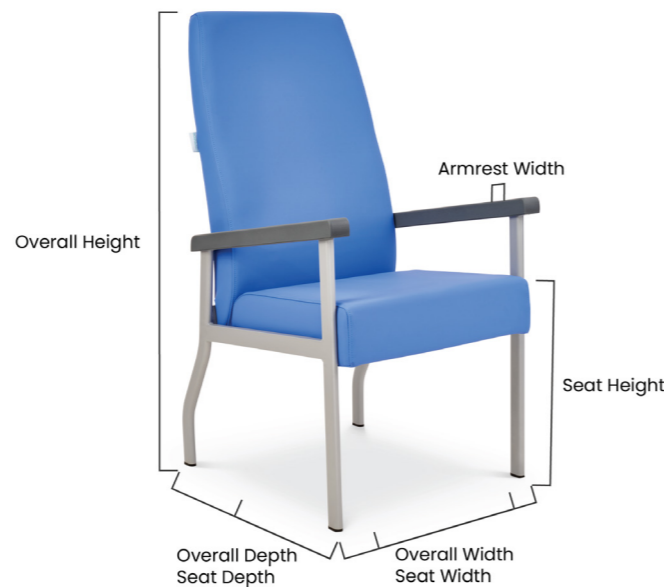


Equala® Seating

Sturdy, supportive and comfort for all users

Robust in construction, with sturdy, supportive, easy access arms and bariatric options, Equala provides 'equal' comfort and access to all.

The kick back leg design is a firm favourite amongst healthcare professionals as this stops the chair back contacting walls, preventing damage.



Hygiene gap to ensure all areas can be accessed for cleaning.



Kick-back leg design stops the chairs back contacting walls.



Antimicrobial frame and upholstery



Product Codes	1 Seat High-Back Chair	1 Seat Bariatric High-Back Chair	2 Seats High-Back Chair	3 Seats High-Back Chair
No Centre Arm	CA2020	CA2022	CA2030	CA2040
Centre Arm	N/A	N/A	CA2032	CA2042
Dimensions				
Weight Limit (per seat)	32 stone / 204 kg	47 stone / 300 kg	32 stone / 204 kg	32 stone / 204 kg
Height	1140mm	1140mm	1140mm	1140mm
Seat Height	4490mm	490mm	490mm	490mm
Width	590mm	840mm	1120mm	1660mm
Seat Width	535mm	787mm	535mm	535mm
Depth	690mm	690mm	690mm	690mm
Seat Depth	490mm	490mm	490mm	490mm
Armrest Width	50mm	50mm	50mm	50mm



Product Codes	1 Seat Medium-Back Chair	1 Seat Bariatric Medium-Back Chair	2 Seats Medium-Back Chair	3 Seats Medium-Back Chair
No Centre Arm	CA2021	CA2023	CA2031	CA2041
Centre Arm	N/A	N/A	CA2033	CA2043
Dimensions				
Weight Limit (per seat)	32 stone / 204 kg	47 stone / 300 kg	32 stone / 204 kg	32 stone / 204 kg
Height	890mm	890mm	890mm	890mm
Seat Height	490mm	490mm	490mm	490mm
Width	590mm	840mm	1120mm	1660mm
Seat Width	535mm	787mm	535mm	535mm
Depth	690mm	690mm	690mm	690mm
Seat Depth	490mm	490mm	490mm	490mm
Armrest Width	50mm	50mm	50mm	50mm



Product Codes	2 Seat High-Back Chair 1x Standard & 1x Bariatric	2 Seat Medium-Back Chair 1x Standard & 1x Bariatric	3 Seats High-Back Chair 2x Standard & 1x Bariatric	3 Seats Medium-Back Chair 2x Standard & 1x Bariatric
No Centre Arm	-	-	-	-
Centre Arm	CA2050	CA2051	CA2060	CA2061
Dimensions				
Weight Limit (per seat)	32 stone / 204 kg (Standard) 47 stone / 300 kg (Bariatric)	32 stone / 204 kg (Standard) 47 stone / 300 kg (Bariatric)	32 stone / 204 kg (Standard) 47 stone / 300 kg (Bariatric)	32 stone / 204 kg (Standard) 47 stone / 300 kg (Bariatric)
Height	1140mm	890mm	1140mm	890mm
Seat Height	490mm	490mm	490mm	490mm
Width	1380mm	1380mm	1920mm	1920mm
Seat Width	535mm (Standard) 787mm (Bariatric)	535mm (Standard) 787mm (Bariatric)	535mm (Standard) 787mm (Bariatric)	535mm (Standard) 787mm (Bariatric)
Depth	690mm	690mm	690mm	690mm
Seat Depth	490mm	490mm	490mm	490mm
Armrest Width	50mm	50mm	50mm	50mm

Colour Options

When ordering, quote the product code and add the colour code as a suffix.


To view the full range of colours, please see page 156.

Our most popular colours




Matching Coffee Tables

Finish off your Equala seating range with a matching coffee table, available in square or rectangle.



Product Code	CA2070	CA2071
Width	560mm	915mm
Height	425mm	425mm
Depth	560mm	560mm
Top Thickness	25mm	25mm
Top Colour	White	White

Case study | King's College Hospital



“Equala chairs transformed our patient waiting area.”

“Our new Ocura chairs and tables have transformed our patient waiting area.”

“Delivery and installation were both quick and easy. The various combinations of seating that were available (bariatric and standard seating in the same unit for example) has allowed us to cater to all of our various patient groups and create social distancing without the need for horrible signs on the chairs.

“The seats look good and are comfortable. They are easy to clean, quickly demonstrated when a patient dropped their coffee on one the first day they were out. It was cleaned up quickly and there was no damage or marks on the chair.

“We are very happy with our purchase.”

King's College Hospital
Assistant Facilities Manager

