

Lewis Laboratory and Operator Chair

Specifically designed for use when staff are working at a higher surface, the Lewis laboratory chair has an extended height-adjustable gas column, foot ring and glide feet.



Dimensions

All Models

Width	630mm
Seat Width	500mm
Depth	630mm
Seat Depth	430mm

CA3116/CA3118/CA3032/CA3034


Seat Height	530-730mm
Height	1040-1240mm

CA3115/CA3117/CA3119/CA3122

Seat Height	600-870mm
Height	1110-1380mm


Key Features

The Lewis operator chair meanwhile, is designed for clinicians who require a chair that is higher than a standard desk chair, for example, when examining a patient or inserting a cannula. The operator models don't have a foot ring, and are on mobile castors. Both models have a large and comfortable backrest, ensuring user comfortability and good posture.

- Easy to clean antimicrobial vinyl to aid infection control
- Back care friendly
-  23.5 stone/150kg


Colour Options

Our nine most popular colours are below, however these chairs are also available in the full Valencia range shown on page 206.



Ordering Information

When ordering, quote the product code and add the colour code as a suffix, i.e. (Code)**AT** for Atlantic.

Code	Description
CA3117	Lewis laboratory chair with glide feet, polished base and foot ring 
CA3115	Lewis laboratory chair with glide feet, polished base, adjustable arms and foot ring
CA3119	Lewis laboratory chair with glide feet, black base and foot ring
CA3122	Lewis laboratory chair with glide feet, black base, adjustable arms and foot ring
CA3116	Lewis operator chair with castors and black base
CA3118	Lewis operator chair with castors and polished base
CA3032	Lewis operator chair with castors, black base and adjustable armrests
CA3034	Lewis operator chair with castors, polished base and adjustable armrests

Models marked with  are available from our 5-Day Express Range, in Atlantic.