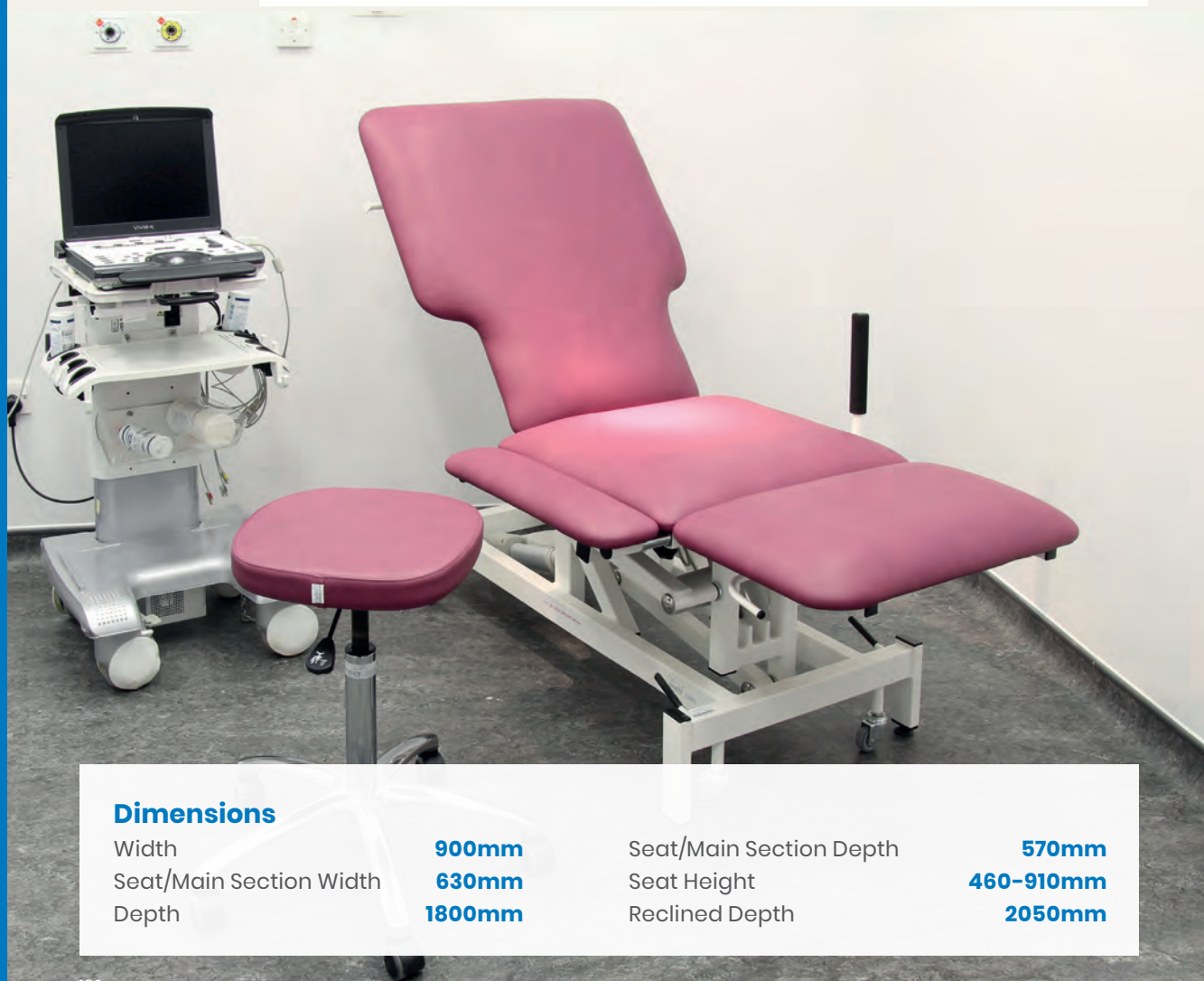


Echocardiography Couch

Designed for the use of cardiac examinations, our electric echocardiography couch is furnished with a shaped backrest for ease of use in the cardiac area.




Dimensions

Width	900mm	Seat/Main Section Depth	570mm
Seat/Main Section Width	630mm	Seat Height	460-910mm
Depth	1800mm	Reclined Depth	2050mm


Key Features

The electric height-adjustable feature allows the couch to be positioned easily allowing for a low entry height for the patient and a comfortable position for the clinician to work at. The interchangeable operator seat and patient hand grips can be moved from one side to the other to suit left and right handed technicians. This couch is also available with an electric tilting seat. Supplied on retractable castors to allow easy movement when not in use.

- Easy to clean antimicrobial vinyl to aid infection control
- Low starting height for easy access
- Gas spring assisted backrest and leg section
-  41 stone/260kg

Colour Options

Available in a choice of colours, see Couch range on page 209.



Mid Blue Beige Ash Grey Sky Blue Black Damson

Ordering Information

When ordering, quote the product code and add the colour as a suffix, i.e. (Code)**Mid Blue**.

Code	Description
BE3185	Echo couch, electric
BE3190	Echo couch, electric (tilting)
Accessories – Please see page 185 for a full range of accessories	
BE3302	Paper roll holder
BE3306	Electric backrest