


Clini-Cart® Open Trolley Standard and Low Height

Designed for safe storage and transportation of hospital supplies.



Key Features

The frame is welded together for premium quality with sturdy plastic runners to ensure durability and longevity. With enclosed sides and a removable plastic top, these trolleys can be cleaned with ease. Various tray configurations are available along with optional dividers and a range of accessories to customise the trolley to the user's needs.

- Lower model designed to fit under 900mm worktop
- Four x 75mm double wheel castors, 2 lockable
- Drawer dividers not included
-  Shallow tray 7.5kg, Deep tray 15kg

Trolley Dimensions

Standard height, single width Width **600mm**
Depth **500mm**
Height **1060mm**

Standard height, double width Width **1105mm**
Depth **500mm**
Height **1060mm**

Low height, single width Width **600mm**
Depth **500mm**
Height **855mm**

Low height, double width Width **1105mm**
Depth **500mm**
Height **855mm**

Internal drawer dimensions

Shallow Tray

External Height **80mm** Width **465mm**
Depth **425mm**

Internal Height **75mm** Width **445mm**
Depth **400mm**

Deep Tray

External Height **157mm** Width **465mm**
Depth **425mm**

Internal Height **150mm** Width **445mm**
Depth **400mm**



Low height version, 1 shallow and 3 deep trays





Standard height version, with 6 shallow and 6 deep trays



Ordering Information

Code	Description
CA43201S4D	Clini-Cart® Open trolley, Standard height, single width, with 1 shallow and 4 deep trays
CA43203S3D	Clini-Cart® Open trolley, Standard height, single width, with 3 shallow and 3 deep trays 
CA43211S3D	Clini-Cart® Open trolley, Low height, single width, with 1 shallow and 3 deep trays
CA43213S2D	Clini-Cart® Open trolley, Low height, single width, with 3 shallow and 2 deep trays 
CA43222S8D	Clini-Cart® Open trolley, Standard height, double width, with 2 shallow and 8 deep trays
CA43226S6D	Clini-Cart® Open trolley, Standard height, double width, with 6 shallow and 6 deep trays
CA43232S6D	Clini-Cart® Open trolley, Low height, double width, with 2 shallow and 6 deep trays
CA43236S4D	Clini-Cart® Open trolley, Low height, double width, with 6 shallow and 4 deep trays

Models marked with  are available from our 5-Day Express Range.

Accessories	
CA4336	Clini-Cart® Open trolley glove box holder – Triple
CA4337	Clini-Cart® Open trolley sharps bin holder
CA4338	Clini-Cart® Open trolley sharps bin holder for Sharpsmart Unit
CA4339	Clini-Cart® Open trolley, hand gel dispenser holder
CA4330	Set of tray dividers for single depth tray 
CA4331	Set of tray dividers for double depth tray 

Please see page 94 for a full range of accessories