



Boston Waterfall Back Reclining Armchair

“Staff report they love the colours, and the new recliners are easy to clean and can be moved without creating any manual handling injury”





[View a video of the Boston Electric Recliner in action](#)



[View a video of the Boston Manual Recliner in action](#)

Key Features


The Boston is suitable across a wide range of environments when a patient requires rest and recovery. As well as being a superior patient chair, the Boston is also an excellent overnight visitor chair.

- Boston's ergonomically designed contoured waterfall back provides incomparable comfort for patients who are seated for long periods of time
- The ergonomically designed seat cushion evenly distributes the user's weight reducing pressure points on the body, providing good blood circulation
- Easy to clean antimicrobial vinyl to aid infection control
- Models include manual, electric, fully recline electric and bariatric
-  25 stone/160kg
-  40 stone/250kg



Colour Options

Our nine most popular colours are below, however these chairs are also available in the full Valencia range shown on page 206.










Pressure Care Colours


Designed to provide welcome relief when sitting for extended periods. Visit our website for more details.



Ordering Information

When ordering, quote the product code and add the colour code as a suffix, i.e. (Code)**AT** for Atlantic.

Code	Description	
CA1903	Boston manual waterfall back reclining hospital patient armchair	 
CA1907	Boston electric waterfall back reclining hospital patient armchair	
CA1909	Boston electric waterfall back fully reclining hospital patient armchair	 
CA1906	Boston electric bariatric waterfall back reclining hospital patient armchair	 

Models marked with  are available from our 48 Hour Express Range, in Atlantic.

Accessories	
CA1917	Protective rubber bumper (rubber strip to protect backrest)
CA1918	Pressure care memory foam with gel pad cushioning (for CA1906)
CA1919	Fold-down side table (only for CA1903 – please specify side)
CA1920	Extra-wide armrests (not recommended for Boston manual version)
CA1921	Removable armrest covers, pair (not with CA1919 or CA1920)
CA1922	Pressure care memory foam with gel pad cushioning (not for CA1906)
CA1931	Recliner USB port (electric models only)



CA1903



CA1907
'rise mechanism'



CA1906
Max weight - 40 stone/250kg
for bariatric models



CA1909
'fully reclined'

Dimensions

CA1903

Seat Depth	500mm
Overall Depth	870mm
Reclined Depth	1500mm
Seat Width	530mm
Overall Width	700mm
Seat Height	480mm

CA1907

Seat Depth	500mm
Overall Depth	870mm
Reclined Depth	1500mm
Seat Width	530mm
Overall Width	700mm
Seat Height	480mm

CA1909

Seat Depth	500mm
Overall Depth	870mm
Reclined Depth	1900mm
Seat Width	530mm
Overall Width	700mm
Seat Height	480mm

CA1906

Seat Depth	500mm
Overall Depth	870mm
Reclined Depth	1500mm
Seat Width	660mm
Overall Width	830mm
Seat Height	480mm